



BE-LOK INSTRUMENT FITTING  
INC

# Flared Tube Fittings

100% Factory Tested For Both Crack & Reseal



Engineering Expertise

@ [www.be-lok.com](http://www.be-lok.com)

# Introduction

**BE-LOK INSTRUMENT FITTINGS INC.** A fast-growing manufacturing company spread across an area of 5500 m<sup>2</sup> (Meters Squared). We are having experience and expertise with advanced technology in design, development and production of high-quality fittings and valves for Instrumentation, Hydraulic, Chemical Injection and Oil & Gas Applications.

We are having state of the art manufacturing facility. We use the Latest manufacturing technologies for highest precision and lowest tolerance. Our well-equipped Manufacturing and Testing facilities is most comprehensive, technically advanced and system oriented.

We manufacture all our products in our own manufacturing facilities under strict quality assurance procedure.

Our products are in line with international specification requirements in quality, safety, consistency and reliability apart from the competitive price. We ensure that our products are quality checked before being shipped to our clients' location.

We are recognised by International Quality Management Systems & Certified by ISO 9001:2015, ISO 14001:2015, ISO 45001:2018, PED 2014/68/EU, ASTM F1387-19, Interchangeability Test Report, MSS-SP-99-2016a etc.

As we are having 20% Market in Domestic Areas and have a 80% hold in international market.

# Contents

Design & Construction  
SAE J514

01



Flaring Operation  
SAE J514

03



Ordering Information  
SAE J514

04



Male Connectors  
SAE 070102

05



Female Connector  
SAE 070103

07



Union  
SAE 070101

08



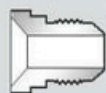
Sleeves  
SAE 070115

09



Reducing Adapters  
SAE 070123

09



Bulkhead Lock Nuts  
SAE 070115

10



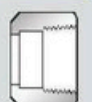
Bulkhead Union  
SAE 070601

10



Nuts  
SAE 070110

10



Tube Cap Assembly  
SAE 070112A

11



Tube Caps  
SAE 070109

11



Male Elbows  
SAE 070202

12



Tube Plugs  
SAE 070112

12



45° Male Elbow  
SAE 070302

13



Adjustable Male Elbow  
SAE 070220

13



Union Elbows  
SAE 070201

14



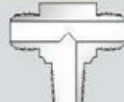
Female Elbow  
SAE 070203

14



Male Branch Tee  
SAE 070425

15



Male Run Tee  
SAE 070424

16



Adjustable Male Branch Tee  
SAE 070429

16



Female Run Tees  
SAE 070426

17



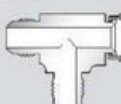
Female Branch Tee  
SAE 070422

17



Swivel Run Tees  
070422

18



Union Tees  
SAE 070432

18



Cross  
SAE 070501

19



Swivel Branch Tees  
SAE 0700433

19



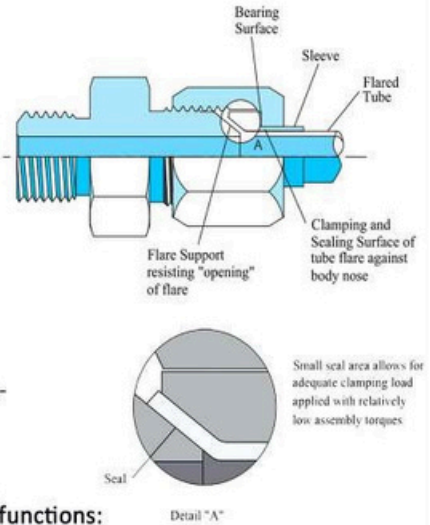
# Design & Construction SAE - J514

The SAE 37° Flared Tube Fitting design is simple. It uses an easily produced flare at the tube end to seal and hold fluid under high pressure. The fitting consists of three pieces: the body, sleeve and nut. The tube end is flared at a 37° angle (74° included angle) and held between the fitting nose (seat) and the sleeve (support) with the nut as shown in Fig. providing a very effective (Single) seal between the fitting nose and the tube flare.

The design of SAE 37° Flared Tube Fitting is very efficient. The fitting incorporates the smallest seal area of all fitting types. This seal area, as seen in Fig. is only slightly larger than the fluid flow area. The small seal area results in a compact design, low assembly torque, and a relatively high-pressure capability.

The primary difference between a two-piece flare fitting & the three piece design is the flare support sleeve. The support sleeve provides several key functions:

1. It provides a clamping surface for the tube flare.
2. It provides a bearing surface for the tube nut. The sleeve isolates the tube from the nut, minimizing the tube twist during assembly, a common problem of 2- piece flare fitting designs.
3. It provides support to the tube flare. The tapered fitting nose tends to wedge open the tube flare during assembly. The sleeve helps to resist this expansion, thus eliminating the possibility of tube flare & sleeve jamming inside the nut. This eliminates any waste of applied torque and allows for easy disassembly.
4. It makes the fitting adaptable to metric tubes merely by changing its inside diameter.



## TUBE HANDLING

Scratches on the tube might cause leaks. It is, therefore, important to handle the tube carefully to reduce the risk of leaks. 1. Tubes must not be dragged on the floor. 2. Tubes must not be dragged out of a tubing rack, especially in cases of large OD tubes.

## TUBE CUTTING

Two different methods can be used to cut tubes :- 1. Tube cutter 2. Hacksaw

### TUBE CUTTER


To attain a leakage connection, the tubing must be cut squarely. A good quality tube cutter with the appropriate blade for the tubing material is recommended. Do not try to reduce the time of cutting by taking deep cuts with each turn of the cutter. The end of the tube must be deburred to avoid damage to the fitting and to ensure that the tube reaches the bottom of the fitting.

### HACKSAW CUTTING

In order to cut the tube with a hacksaw and to attain square ends, the tube must be cut with guide blocks. This method of cutting require deburring of the tube ends.

## WARNING

Do not hold the tube in a vise in the place where it will be inserted into the fitting. The vise will leave a mark on the tube that may cause leaks and might cause ovality.




## Design & Construction SAE - J514

### Assembly instructions



Before tightening the nut



After tightening the nut

1. Cut the tube to the proper length.
2. Slide the nut and sleeve onto the tube.
3. With a special flaring tool, form the flare to 37 dimension according to SAE J533.
4. Screw the nut onto the body until finger tight.
5. From this position, tighten the nut with a wrench 1/4" turn in order to make a leakproof metal-to-metal connection

### TUBING DATA FOR 37 FLARE THREE-PIECE TUBE ASSEMBLY ■

In order to ensure maximum fitting reliability and performance, please take great care when selecting the tube for each application. Tubing should be a fully annealed, seamless and drawn, suitable for bending and flaring, according to standard ASTM-269, AISI 316 or 304.

### QUALITY ■

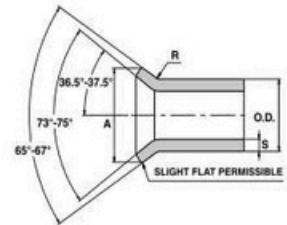
Lengths of finished tubing should be reasonably straight & have smooth ends, free from burrs. Tubing should be free from scale & injurious defects, and it should have a workman like finish. Surface imperfections such as handling marks, die marks, or shallow pits will not be considered injurious defects provided the imperfections are within the tolerances specified for diameter and wall thickness. The removal of such imperfections is not required. (Quality SAE J524).

# Flaring Operation

## Flaring according to SAE J533

Nominal Tube O.D.	A Single Flare Diameter				R		S	
	inch		mm		inch	mm	Min	Max
	Max	Min	Max	Min	+0.02	+0.5		
1/8	0.02	0.18	5.08	4.58	0.03	0.8	0.035	0.88
3/16	0.28	0.26	7.11	6.61	0.03	0.8	0.035	0.88
1/4	0.36	0.34	9.14	8.64	0.03	0.8	0.065	1.65
5/16	0.43	0.40	10.92	10.16	0.03	0.8	0.065	1.65
3/8	0.49	0.46	12.44	11.69	0.04	1.0	0.065	1.65
1/2	0.66	0.63	16.76	16.01	0.06	1.5	0.083	2.10
5/8	0.79	0.76	20.06	19.31	0.06	1.5	0.095	2.41
3/4	0.95	0.92	24.13	23.37	0.08	2.0	0.109	2.76
7/8	1.07	1.04	27.17	26.42	0.08	2.0	0.109	2.76
1	1.20	1.17	30.48	29.72	0.09	2.3	0.120	3.04
1 1/8	1.38	1.35	35.05	34.92	0.09	2.3	0.120	3.04
1 1/4	1.51	1.48	38.35	37.60	0.09	2.3	0.120	3.04
1 1/2	1.73	1.70	43.94	43.18	0.11	2.8	0.120	3.04

**DEBURRING PRIOR TO FLARING:-** To ensure satisfactory flares are produced, it may be necessary to deburr the tube end prior to flaring. It is usually necessary to break the inside corner smoothly before single flaring, and some non-ferrous tubing to eliminate is normally required to eliminate the cut off burr which might otherwise create leakage paths across a substantial portion of the flare. It is acceptable to smoothly break the outside corner prior to single flaring, or both outside and inside corners prior to double flaring, on any tube material to minimize splitting.



## Allowable Working Pressure Rating (Capable of 4" to 1" Min Burst)

Nominal SAE Dash Size	Nominal Tube O.D.	37 ° Flare Straight Thread	Nominal Pipe Size	SAE Straight Threads Union & Bulkhead (psi)	Fitting with Pipe Threads (psi)
2	1/8	5/16-24	1/8	5000	5000
3	3/16	3/8-24	1/8	5000	5000
4	1/4	7/16-20	1/8	5000	5000
5	5/16	1/2-20	1/8	5000	5000
6	3/8	9/16-18	1/4	5000	5000
8	1/2	3/4-16	3/8	4500	4000
10	5/8	7/8-14	1/2	3500	3000
12	3/4	1 1/16-12	3/4	3500	3000
14	7/8	1 3/16-12	3/4	3000	2500
16	1	1 5/16-12	1	3000	2000
20	1 1/4	1 5/8-12	1 1/4	2500	1100
24	1 1/2	1 7/8-12	1 1/2	2000	1000
32	2	2 1/2-12	2	1500	1000

Working Pressure given are for low carbon steel material only, Specification are subject to change with out prior notice.

# Features ■

- Size Ranges from 1/16" to 2"
- To avoid Galling threads are hardened with smooth surface which helps to extend the fitting service life.
- For smooth flow path elbows are designed with radius junction.
- All Fitting are marked with Size, Material and Heat code for easy source tracing.
- All threads are capped for protection and properly packaged
- Straight fitting are manufactured from bar stock & Forged fitting are manufactured from forgings
- All pipe threads meet the requirement if ASME/ANSI B1 .20.1 for tapered pipe threads (NPT)
- Working pressure meets the requirement if ASME/ANSI B1.20.1 for tapered pipe threads (NPT)
- Working pressure meets the requirements of ANSI/ASME B31.3 at ambient temperature.



## Materials & Thread Relevant Standard ■

Thread Relevant Standards	
NPT Threads	ASME B1.20.1, SAE AS71051
ISO Tapered Threads	ISO 7-1, BS 21, SAE AS71051
ISO Parallel Threads	ISO 228, JIS B0202
SAE/MS	ASME B1.1, SAE J475
Metric	ISO 261

Material	Bar Stock	Forging
316 SS	ASTM A276, ASME SA479, EN 1.4401	ASTM A182, ASME SA182, EN 1.4401
304 SS	ASTM A276, ASME SA479, EN 1.4301	ASTM A182, ASME SA182, EN 1.4301
Brass	ASME B16/ASTM B453	ASTM B283
Carbon Steel	ASTM A108	ASTM A105

## Ordering Information ■

### BE-LOK B - MC - 4N -4N- SS

Fitting Type	
MC	Male Connector
FC	Female Connector
U	Union
UL	Large Hex Union
RA	Reducing Adapter
S	Sleeves
BU	Bulkhead Union
BHLN	Bulkhead Lock Nut
N	Nut
TC	Tube Cap
TCA	Tube Cap Assembly
TP	Tube Plug
ME	Male Elbow
PLMC	45° Male Elbow
FE	Female Elbow
UE	Union Elbow
MBT	Male Branch Tee
MRT	Male Run Tee
FBT	Female Branch Tee
FRT	Female Run Tee
UT	Union Tee
SRT	Swivel Run Tee
UC	Union Cross

B1 Size	
1	1/16
2	1/8
3	3/16
4	1/4
5	5/16-24
6	3/8 or 3/8-24
7	7/16-20
8	½ or M8 x 1
9	9/16-18
10	5/8 or M10 x1
12	3/4 or 3/4-16 or M12 x 1.5
14	7/8-14 or M14 x 1.5
16	1 or M16 x 1.5
17	1 1/16-12
18	M15 x 1.5
19	1 3/16-12
20	1 1/4 or M20 x 1.5
21	1 5/16-12
22	M22 x 1.5
24	1½ or M24 x 1.5
26	1 5/8-12
27	M27 x 2
30	1 7/8 or M30 x 2
32	2
40	2 ½-12

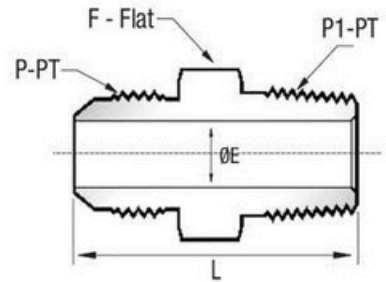
B1 Type	
N	NPT Threads
R	ISO Tapered Threads
G	ISO Parallel Threads
M	Metric Threads
S	SAE/MS Straight Threads
J	37° Flare
SWL	Swivel Type
A	Adjustable Type

B1, B2, & B4	
Specify as per B Type & B Size	

Material	
SS	316 SS
B	Brass
CS	Carbon Steel

Materials like Duplex 2205, Duplex 2507 Hastloy, Monel etc are available upon request

## 37° Flared Tube Fittings >>



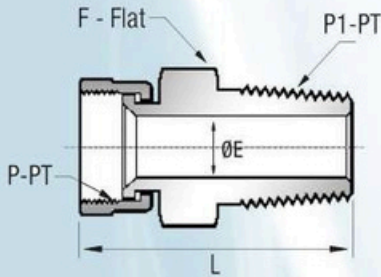
### Male Connections - SAE 070102

Part No	Tube OD (B-BT)		(B1-BT) NPT	Dimensions		
	Inch	mm		L	E	F
BMC-2J-2N-SS	1/8	3	1/8	28.2	1.6	11.1
BMC-3J-2N-SS	3/16	4	1/8	29.0	3.2	11.1
BMC-4J-2N-SS	1/4	6	1/8	31.0	4.4	12.7
BMC-4J-4N-SS	1/4	6	1/4	36.0	4.4	14.3
BMC-4J-8N-SS	1/4	6	1/2	42.7	4.4	22.2
BMC-5J-2N-SS	5/16	8	1/8	31.0	4.8	14.3
BMC-5J-4N-SS	5/16	8	1/4	36.1	6.0	14.3
BMC-6J-2N-SS	3/8	10	1/8	31.8	4.8	15.9
BMC-6J-4N-SS	3/8	10	1/4	36.3	7.1	15.9
BMC-6J-6N-SS	3/8	10	3/8	36.3	7.5	19.1
BMC-6J-8N-SS	3/8	10	1/2	42.5	7.5	22.2
BMC-8J-4N-SS	1/2	12	1/4	38.9	7.1	20.6
BMC-8J-6N-SS	1/2	12	3/8	38.9	9.9	20.6
BMC-8J-8N-SS	1/2	12	1/2	45.5	9.9	22.2
BMC-8J-12N-SS	1/2	12	3/4	47.0	9.9	28.6
BMC-10J-6N-SS	5/8	16	3/8	43.1	9.9	23.8
BMC-10J-8N-SS	5/8	16	1/2	48.0	12.3	23.8
BMC-10J-12N-SS	5/8	16	3/4	49.5	12.3	28.6
BMC-12J-12N-SS	3/4	18	3/4	52.3	15.5	28.6
BMC-12J-16N-SS	3/4	18	1	57.1	15.5	34.9
BMC-14J-12N-SS	7/8	22	3/4	53.1	18.3	31.8
BMC-16J-12N-SS	1	25	3/4	53.5	18.3	34.9
BMC-16J-16N-SS	1	25	1	58.4	21.5	34.9
BMC-20J-16N-SS	1 1/4	32	1	61.5	23.8	42.9
BMC-20J-20N-SS	1 1/4	32	1 1/4	62.2	27.5	42.9
BMC-24J-20N-SS	1 1/2	38	1 1/4	68.1	31.7	50.8
BMC-24J-24N-SS	1 1/2	38	1 1/2	68.1	33.0	50.8
BMC-32J-32N-SS	2	50	2	79.0	45.0	66.7

# 37° Flared Tube Fittings >>>

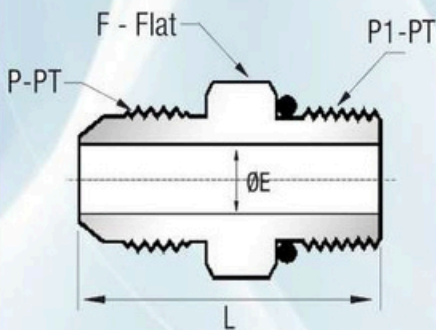
## Male Connectors - Swivel

Part No	Tube OD (B-BT)		(B1-B1) NPT	Dimensions			
	inch	mm		L	E	G	F
BMC-2SWL-2N-SS	1/8	3	1/8	30.0	1.6	11.1	11.1
BMC-3SWL-2N-SS	3/16	4	1/8	32.0	3.2	12.7	11.1
BMC-4SWL-2N-SS	1/4	6	1/8	34.2	4.4	14.3	12.7
BMC-5SWL-2N-SS	5/16	8	1/8	35.0	6.0	15.9	14.3
BMC-6SWL-4N-SS	3/8	10	1/4	40.2	7.5	17.5	15.9
BMC-8SWL-6N-SS	1/2	12	3/8	42.7	9.9	22.2	20.6
BMC-10SWL-8N-SS	5/8	16	1/2	51.3	12.3	25.4	23.8
BMC-12SWL-12N-SS	3/4	18	3/4	54.5	15.5	31.8	28.6
BMC-14SWL-12N-SS	7/8	22	3/4	56.0	18.0	34.9	31.8
BMC-16SWL-16N-SS	1	25	1	63.7	21.5	38.1	34.9
BMC-20SWL-20N-SS	1 1/4	32	1 1/4	68.9	27.5	50.8	42.9
BMC-24SWL-24N-SS	1 1/2	38	1 1/2	77.6	33.0	57.2	50.8
BMC-32SWL-32N-SS	2	50	2	92.9	45.0	73.0	66.7



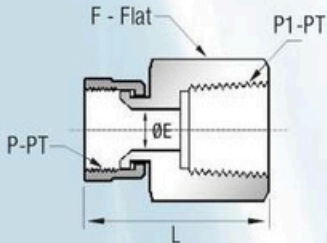
## Male Connectors - SAE 070120

Part No	Tube OD (B-BT)		(B1-BT) NPT	Dimensions		
	Inch	mm		L	E	F
BMC-2J-5S-SS	1/8	3	5/16-24	26.9	1.6	11.1
BMC-3J-6S-SS	3/16	4	3/8-24	27.9	3.2	12.7
BMC-4J-7S-SS	1/4	6	7/16-20	31.2	4.4	14.3
BMC-4J-8S-SS	1/4	6	1/2-20	31.2	4.4	15.9
BMC-4J-9S-SS	1/4	6	9/16-18	33.0	4.4	17.5
BMC-4J-12S-SS	1/4	6	3/4-16	34.8	4.4	22.2
BMC-5J-8S-SS	5/16	8	1/2-20	31.2	6.0	15.9
BMC-6J-9S-SS	3/8	10	9/16-18	33.0	7.5	17.5
BMC-6J-12S-SS	3/8	10	3/4-16	35.1	7.5	22.2
BMC-6J-14S-SS	3/8	10	7/8-14	38.1	7.5	25.4
BMC-8J-9S-SS	1/2	12	9/16-18	36.6	7.5	20.6
BMC-8J-12S-SS	1/2	12	3/4-16	37.6	9.9	22.2
BMC-8J-14S-SS	1/2	12	7/8-14	40.6	9.9	25.4
BMC-8J-17S-SS	1/2	12	1 1/16-12	44.7	9.9	31.8
BMC-10J-12S-SS	5/8	16	3/4-16	40.6	10.7	23.8
BMC-10J-14S-SS	5/8	16	7/8-14	43.2	12.3	25.4
BMC-10J-17S-SS	5/8	16	1 1/16-12	47.2	12.3	31.8
BMC-12J-12S-SS	3/4	18	3/4-16	45.2	10.7	28.6
BMC-12J-14S-SS	3/4	18	7/8-14	46.4	12.7	28.6
BMC-12J-17S-SS	3/4	18	1 1/16-12	50.0	15.5	31.8
BMC-12J-12S-SS	3/4	18	1 5/16-12	50.8	15.5	38.1
BMC-14J-19S-SS	7/8	22	1 3/16-12	50.5	18.3	34.9
BMC-14J-21S-SS	7/8	22	1 5/16-12	51.3	18.3	38.1
BMC-16J-17S-SS	1	25	1 1/16-12	51.1	16.7	34.9
BMC-16J-19N-SS	1	25	1 3/16-12	51.8	18.3	34.9
BMC-16J-21N-SS	1	25	1 5/16-12	51.8	21.5	38.1



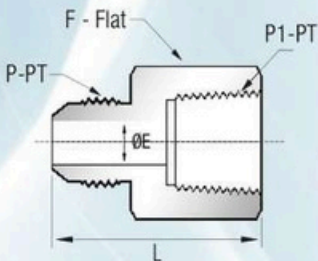
# 37° Flared Tube Fittings >>

## Female Connectors - Swivel



Part No	Tube OD (B-BT)		(B1-B1) NPT	Dimensions			
	inch	mm		L	E	G	F
BFC-2SWL-2N-SS	1/8	3	1/8	36.1	1.6	11.1	14.3
BFC-3SWL-2N-SS	3/16	4	1/8	37.3	3.2	12.7	14.3
BFC-4SWL-2N-SS	1/4	6	1/8	39.7	4.4	14.3	14.3
BFC-5SWL-2N-SS	5/16	8	1/8	40.5	6.0	15.9	14.3
BFC-6SWL-4N-SS	3/8	10	1/4	45.8	7.5	17.5	19.1
BFC-8SWL-6N-SS	1/2	12	3/8	47.0	9.9	22.2	22.2
BFC-10SWL-8N-SS	5/8	16	1/2	51.6	12.3	25.4	28.6
BFC-12SWL-12N-SS	3/4	18	3/4	66.6	15.5	31.8	34.9
BFC-14SWL-12N-SS	7/8	22	3/4	67.8	18.0	34.9	34.9
BFC-16SWL-16N-SS	1	25	1	73.5	21.5	38.1	41.3
BFC-20SWL-20N-SS	1 1/4	32	1 1/4	78.1	27.5	50.8	50.8
BFC-24SWL-24N-SS	1 1/2	38	1 1/2	86.7	33.0	60.3	60.3
BFC-32SWL-32N-SS	2	50	2	89.3	45.0	73.0	66.7

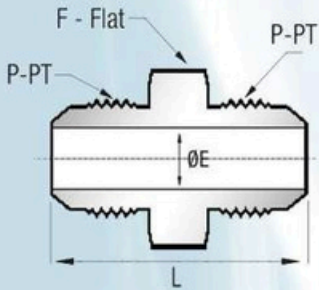
## Female Connectors - SAE 070103



Part No	Tube OD (B-BT)		(B1-BT) NPT	Dimensions		
	Inch	mm		L	E	F
BFC-2J-2N-SS	1/8	3	1/8	28.4	1.6	14.3
BFC-3J-2N-SS	3/16	4	1/8	28.7	3.2	14.3
BFC-4J-2N-SS	1/4	6	1/8	30.2	4.4	14.3
BFC-4J-4N-SS	1/4	6	1/4	35.3	4.4	19.1
BFC-5J-2N-SS	5/16	8	1/8	29.7	6.0	14.3
BFC-5J-4N-SS	5/16	8	1/4	35.3	6.0	19.1
BFC-6J-4N-SS	3/8	10	1/4	35.6	7.5	19.1
BFC-6J-6N-SS	3/8	10	3/8	37.1	7.5	22.2
BFC-8J-6N-SS	1/2	12	3/8	39.6	9.9	22.2
BFC-8J-8N-SS	1/2	12	1/2	45.6	9.9	28.6
BFC-10J-8N-SS	5/8	16	1/2	48.0	12.3	28.6
BFC-12J-8N-SS	3/4	18	1/2	52.1	15.5	28.6
BFC-12J-12N-SS	3/4	18	3/4	52.3	15.5	34.9
BFC-14J-12N-SS	7/8	22	3/4	52.3	18.3	34.9
BFC-16J-16N-SS	1	25	1	59.7	21.5	41.3
BFC-20J-20N-SS	1 1/4	32	1 1/4	63.2	27.5	50.3
BFC-32J-24N-SS	2	38	1 1/2	66.5	33.0	60.3
BFC-32J-32N-SS	2	50	2	75.4	45.0	73.0

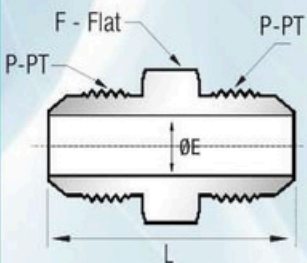
## 37° Flared Tube Fittings >>

### Large Hex Unions - SAE 070119



Part No	Tube OD (B-BT)		Dimensions		
	inch	mm	L	E	F
BUL-2J-SS	1/8	3	29.7	1.6	14.3
BUL-3J-SS	3/16	4	31.2	3.2	15.9
BUL-4J-SS	1/4	6	34.8	4.4	17.5
BUL-5J-SS	5/16	8	34.8	6.0	19.1
BUL-6J-SS	3/8	10	53.8	7.5	20.6
BUL-8J-SS	1/2	12	41.1	9.9	25.4
BUL-10J-SS	5/8	16	47.8	12.3	28.6
BUL-12J-SS	3/4	18	54.9	15.5	34.9
BUL-14J-SS	7/8	22	56.1	18.3	38.1
BUL-16J-SS	1	25	57.2	21.5	41.3
BUL-20J-SS	1 1/4	32	61.7	27.5	47.6
BUL-24J-SS	1 1/2	38	69.8	33.0	54.0
BUL-32J-SS	2	50	86.4	45.0	69.9

### Union - SAE 070101

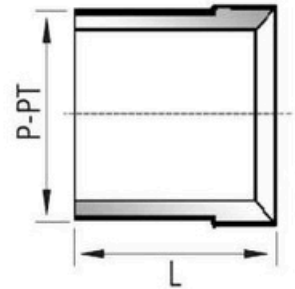


Part No	Tube OD (B-BT)		Dimensions		
	Inch	mm	L	E	F
BU-2J-SS	1/8	3	29.7	1.6	11.1
BU-3J-SS	3/16	4	31.2	3.2	11.1
BU-4J-SS	1/4	6	34.8	4.4	12.7
BU-5J-SS	5/16	8	34.8	6.0	14.3
BU-6J-SS	3/8	10	35.8	7.5	15.9
BU-8J-SS	1/2	12	41.1	9.9	20.6
BU-10J-SS	5/8	16	47.8	12.3	23.8
BU-12J-SS	3/4	18	54.9	15.5	28.6
BU-14J-SS	7/8	22	56.1	18.0	31.8
BU-16J-SS	1	25	57.2	21.5	34.9
BU-20J-SS	1 1/4	32	61.7	27.5	42.9
BU-24J-SS	1 1/2	38	69.8	33.0	50.8
BU-32J-SS	2	50	86.4	45.0	66.7

## 37° Flared Tube Fittings >>

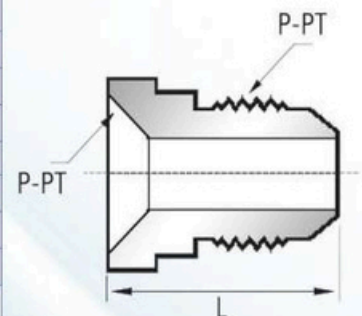
### Sleeves - 070115

Part No	Part No (mm)	Tube OD (B-BT)		Dimensions
		inch	mm	L
BS-2J-SS	BS-3M-SS	1/8	3	8.6
BS-3J-SS	BS-4M-SS	3/16	4	8.6
BS-4J-SS	BS-6M-SS	1/4	6	10.4
BS-5J-SS	BS-8M-SS	5/16	8	11.2
BS-6J-SS	BS-10M-SS	3/8	10	12.7
BS-8J-SS	BS-12M-SS	1/2	12	14.2
BS-10J-SS	BS-16M-SS	5/8	16	16.8
BS-12J-SS	BS-18M-SS	3/4	18	17.3
BS-14J-SS	BS-22M-SS	7/8	22	19.3
BS-16J-SS	BS-25M-SS	1	25	19.3
BS-20J-SS	BS-32M-SS	1 1/4	32	23.1
BS-24J-SS	BS-38M-SS	1 1/2	38	28.4
BS-32J-SS	BS-50M-SS	2	50	30.2



### Reducing Adapters - SAE 070123

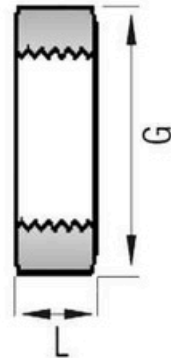
Part No	Tube OD (B-BT)		Tube OD (B-BT)		Dimension
	inch	mm	inch	mm	L
BRA-6J-4J-SS	3/8	10	1/4	6	24.6
BRA-8J-4J-SS	1/2	12	1/4	6	25.4
BRA-8J-6J-SS	1/2	12	3/8	10	25.4
BRA-10J-4J-SS	5/8	16	1/4	6	26.2
BRA-10J-6J-SS	5/8	16	3/8	10	26.2
BRA-12J-4J-SS	3/4	18	1/4	6	27.7
BRA-12J-6J-SS	3/4	18	3/8	10	27.7
BRA-12J-8J-SS	3/4	18	1/2	12	30.7
BRA-14J-6J-SS	7/8	22	3/8	10	28.7
BRA-14J-10J-SS	7/8	22	5/8	16	33.7
BRA-16J-4J-SS	1	25	1/4	6	31.0
BRA-16J-6J-SS	1	25	3/8	10	31.0
BRA-16J-8J-SS	1	25	1/2	12	32.3
BRA-16J-10J-SS	1	25	5/8	16	35.1
BRA-16J-12J-SS	1	25	3/4	18	37.3
BRA-20J-12J-SS	1 1/4	32	3/4	18	38.8
BRA-20J-16J-SS	1 1/4	32	1	25	40.3
BRA-24J-8J-SS	1 1/2	38	1/2	12	39.6
BRA-24J-12J-SS	1 1/2	38	3/4	18	41.4
BRA-24J-16J-SS	1 1/2	38	1	25	41.4
BRA-32J-24J-SS	2	50	1 1/2	38	48.5



# 37° Flared Tube Fittings >>

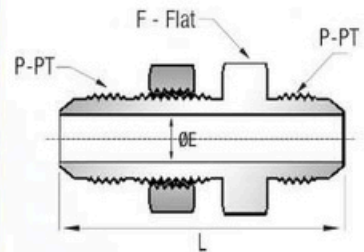
## Bulkhead Lock Nuts - SAE 070118

Part No	Tube OD (B-BT)		Dimensions	
	inch	mm	L	E
BBLN-3J-SS	3/16	4	5.6	15.9
BBLN-4J-SS	1/4	6	7.1	17.5
BBLN-5J-SS	5/16	8	7.1	19.1
BBLN-6J-SS	3/8	10	6.9	20.6
BBLN-8J-SS	1/2	12	7.9	25.4
BBLN-10J-SS	5/8	16	9.1	28.6
BBLN-12J-SS	3/4	18	10.4	34.9
BBLN-14J-SS	7/8	22	10.4	38.1
BBLN-16J-SS	1	25	10.4	41.3
BBLN-20J-SS	1 1/4	32	10.4	47.6
BBLN-24J-SS	1 1/2	38	10.4	54.0
BBLN-32J-SS	2	50	10.4	69.9



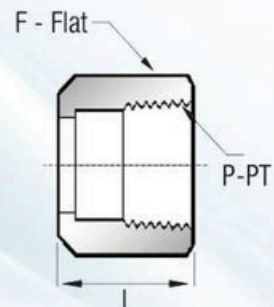
## Bulkhead Union - SAE 070601

Part No	Tube OD (B-BT)		Dimensions		
	inch	mm	L	E	F
BBU-3J-SS	3/16	4	48.3	3.2	15.9
BBU-4J-SS	1/4	6	52.6	4.4	17.5
BBU-5J-SS	5/16	8	52.6	6.0	19.1
BBU-6J-SS	3/8	10	55.4	7.5	20.6
BBU-8J-SS	1/2	12	62.0	9.9	25.4
BBU-10J-SS	5/8	16	69.6	12.3	28.6
BBU-12J-SS	3/4	18	78.5	15.5	34.9
BBU-14J-SS	7/8	22	79.2	18.3	38.1
BBU-16J-SS	1	25	79.8	21.5	41.3
BBU-20J-SS	1 1/4	32	84.1	27.5	47.6
BBU-24J-SS	1 1/2	38	89.4	33.0	54.0
BBU-32J-SS	2	50	106.7	45.0	69.9



## Nuts - SAE 070110

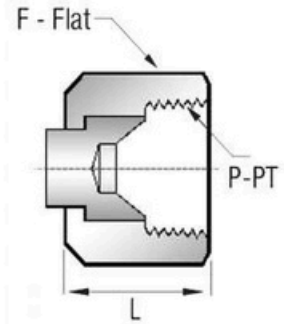
Part No inch	Part No SAE/MS	Tube OD (B-BT)		(B-BT) SAE/MS	Dimension	
		inch	mm		L	F
BN-2J-SS	BN-5S-SS	1/8	3	5/16-24	14.0	9.5
BN-3J-SS	BN-6S-SS	3/16	4	3/8-24	15.0	11.1
BN-4J-SS	BN-7S-SS	1/4	6	7/16-20	15.8	14.3
BN-5J-SS	BN-8S-SS	5/16	8	1/2-20	17.3	15.9
BN-6J-SS	BN-9S-SS	3/8	10	9/16-18	18.5	17.5
BN-8J-SS	BN-12S-SS	1/2	12	3/4-16	21.6	22.2
BN-10J-SS	BN-14S-SS	5/8	16	7/8-14	28.9	25.4
BN-12J-SS	BN-17S-SS	3/4	18	1 1/16-12	26.2	31.8
BN-14J-SS	BN-19S-SS	7/8	22	1 3/16-12	27.7	34.9
BN-16J-SS	BN-21S-SS	1	25	1 5/16-12	28.7	38.1
BN-20J-SS	BN-22S-SS	1 1/4	32	1 5/8-12	31.2	50.8
BN-24J-SS	BN-30S-SS	1 1/2	38	1 7/8-12	36.1	57.2
BN-32J-SS	BN-40S-SS	2	50	2 1/2-12	44.5	73.0



## 37° Flared Tube Fittings >>

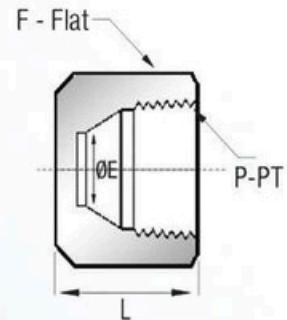
### Tube Cap Assembly - SAE 070112A

Part No	Tube OD (B-BT)		Dimensions	
	inch	mm	L	F
BTCA-2J-SS	1/8	3	15.3	9.5
BTCA-3J-SS	3/16	4	16.8	11.1
BTCA-4J-SS	1/4	6	17.1	14.3
BTCA-5J-SS	5/16	8	19.5	15.9
BTCA-6J-SS	3/8	10	20.5	17.5
BTCA-8J-SS	1/2	12	23.9	22.2
BTCA-10J-SS	5/8	16	27.1	25.4
BTCA-12J-SS	3/4	18	31.6	31.8
BTCA-14J-SS	7/8	22	32.0	34.9
BTCA-16J-SS	1	25	32.8	38.1
BTCA-20J-SS	1 1/4	32	35.4	50.8
BTCA-24J-SS	1 1/2	38	43.2	57.2
BTCA-32J-SS	2	50	52.6	73.0



### Tube Cap - SAE 070109

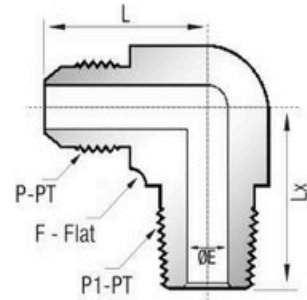
Part No	Tube OD (B-BT)		Dimensions		
	inch	mm	L	E	F
BTC-2J-SS	1/8	3	12.7	1.6	9.5
BTC-3J-SS	3/16	4	14.3	3.2	11.1
BTC-4J-SS	1/4	6	15.1	4.4	14.3
BTC-5J-SS	5/16	8	15.5	6.0	15.9
BTC-6J-SS	3/8	10	15.9	7.5	17.5
BTC-8J-SS	1/2	12	19.1	9.9	22.2
BTC-10J-SS	5/8	16	21.4	12.3	25.4
BTC-12J-SS	3/4	18	23.0	15.5	31.8
BTC-14J-SS	7/8	22	24.6	18.3	34.9
BTC-16J-SS	1	25	25.8	21.5	38.1
BTC-20J-SS	1 1/4	32	27.0	27.5	50.8
BTC-24J-SS	1 1/2	38	30.2	33.0	57.2
BTC-32J-SS	2	50	36.5	45.0	73.0



# 37° Flared Tube Fittings >>

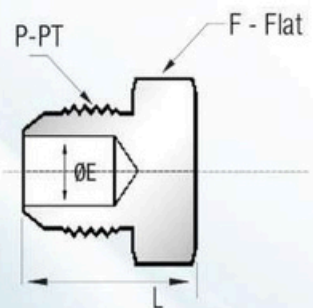
## Male Elbow - SAE 070202

Part No	Tube OD (B-BT)		(B1-BT) NPT	Dimensions			
	inch	mm		L	E	F	Lx
BME-2J-2N-SS	1/8	3	1/8	19.6	1.6	11.1	18.3
BME-3J-2N-SS	3/16	4	1/8	21.1	3.2	11.1	18.3
BME-4J-2N-SS	1/4	6	1/8	22.6	4.4	12.7	19.8
BME-4J-4N-SS	1/4	6	1/4	26.9	4.4	14.3	27.7
BME-5J-2N-SS	5/16	8	1/8	24.1	4.8	14.3	19.8
BME-5J-4N-SS	5/16	8	1/4	26.9	6.0	14.3	27.7
BME-6J-2N-SS	3/8	10	1/8	26.9	4.8	14.3	22.8
BME-6J-4N-SS	3/8	10	1/4	26.9	7.1	14.3	27.7
BME-6J-6N-SS	3/8	10	3/8	29.0	7.5	17.5	31.0
BME-6J-8N-SS	3/8	10	1/2	31.2	7.5	20.6	37.3
BME-8J-4N-SS	1/2	12	1/4	31.8	7.1	20.6	31.0
BME-8J-6N-SS	1/2	12	3/8	31.8	9.9	20.6	31.0
BME-8J-8N-SS	1/2	12	1/2	33.7	9.9	20.6	37.3
BME-8J-12N-SS	1/2	12	3/4	36.0	9.0	25.4	40.4
BME-10J-6N-SS	5/8	16	3/8	36.8	9.9	20.6	33.0
BME-10J-8N-SS	5/8	16	1/2	36.8	12.3	20.6	37.3
BME-10J-12N-SS	5/8	16	3/4	38.9	12.3	25.4	40.4
BME-12J-12N-SS	3/4	18	3/4	42.2	15.5	27.0	40.4
BME-12J-16N-SS	3/4	18	1	42.2	15.5	31.8	50.4
BME-14J-12N-SS	7/8	22	3/4	45.7	18.3	31.8	42.9
BME-16J-12N-SS	1	25	3/4	46.0	18.3	34.9	45.2
BME-16J-16N-SS	1	25	1	46.0	21.5	34.9	50.0
BME-20J-16N-SS	1 1/4	32	1	52.3	23.8	42.9	59.6
BME-20J-20N-SS	1 1/4	32	1 1/4	52.3	27.5	42.9	60.5
BME-24J-24N-SS	1 1/2	38	1 1/2	59.2	33.0	50.8	67.1
BME-32J-32N-SS	2	50	2	77.7	45.0	63.5	76.2



## Tube Plugs - SAE 070112

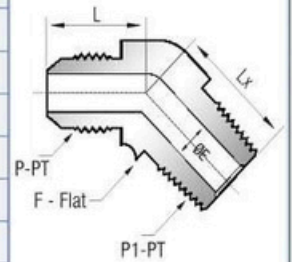
Part No	Tube OD (B-BT)		Dimensions		
	inch	mm	L	E	F
BTP-2J-SS	1/8	3	17.8	1.6	11.1
BTP-3J-SS	3/16	4	18.5	3.2	11.1
BTP-4J-SS	1/4	6	20.3	4.4	12.7
BTP-5J-SS	5/16	8	20.3	6.0	14.3
BTP-6J-SS	3/8	10	21.3	7.5	15.9
BTP-8J-SS	1/2	12	23.9	9.9	20.6
BTP-10J-SS	5/8	16	27.9	12.3	23.8
BTP-12J-SS	3/4	18	32.5	15.5	28.6
BTP-14J-SS	7/8	22	33.3	18.3	31.8
BTP-16J-SS	1	25	33.8	21.5	34.9
BTP-20J-SS	1 1/4	32	36.8	27.5	42.9
BTP-24J-SS	1 1/2	38	41.9	33.0	50.8
BTP-32J-SS	2	50	52.1	45.0	66.7



## 37° Flared Tube Fittings >>

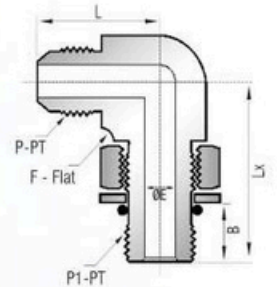
### 45° Male Elbows - SAE 070302

Part No	Tube OD (B-BT)		(B1-BT) NPT	Dimensions			
	inch	mm		L	E	F	Lx
BLME-2J-2N-SS	1/8	3	1/8	17.5	1.6	11.1	13.2
BLME-3J-2N-SS	3/16	4	1/8	17.5	3.2	11.1	13.2
BLME-4J-2N-SS	1/4	6	1/8	18.3	4.4	12.7	16.3
BLME-5J-2N-SS	5/16	8	1/8	19.6	4.8	14.3	16.3
BLME-6J-4N-SS	3/8	10	1/4	21.1	7.1	14.3	21.8
BLME-8J-6N-SS	1/2	12	3/8	24.9	9.9	17.5	24.1
BLME-10J-8N-SS	5/8	16	1/2	28.2	12.3	20.6	29.7
BLME-12J-12N-SS	3/4	18	3/4	32.5	15.5	27.0	30.5
BLME-14J-12N-SS	7/8	22	3/4	36.8	18.3	31.8	33.0
BLME-16J-16N-SS	1	25	1	37.3	21.5	34.9	37.6
BLME-20J-20N-SS	1 1/4	32	1 1/4	40.4	27.5	42.9	42.4
BLME-24J-24N-SS	1 1/2	38	1 1/2	45.2	33.0	50.8	45.0
BLME-32J-32N-SS	2	50	1	56.4	45.0	63.5	53.6



### Ajustable Male Elbows - SAE 070220

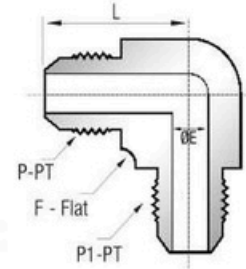
Part No	Tube OD (B-BT)		(B1-BT) SAE/MS	Dimensions				
	inch	mm		L	E	F	Lx	B
BME-2J-5A-SS	1/8	3	5/16-24	19.6	1.6	11.1	23.9	8.4
BME-3J-6A-SS	3/16	4	3/8-24	21.1	3.2	11.1	23.9	8.4
BME-4J-7A-SS	1/4	6	7/16-20	22.6	4.4	12.7	26.2	9.8
BME-5J-8A-SS	5/16	8	1/2-20	24.1	6.0	14.3	28.7	9.8
BME-6J-9A-SS	3/8	10	9/16-18	26.9	7.5	15.9	31.8	11.0
BME-8J-12A-SS	1/2	12	3/4-16	31.8	9.9	20.6	36.8	12.5
BME-10J-14A-SS	5/8	16	7/8-14	36.8	12.3	23.8	43.2	14.2
BME-12J-17A-SS	3/4	18	1 1/16-12	42.2	15.5	28.6	49.3	16.5
BME-14J-19A-SS	7/8	22	1 3/16-12	45.7	18.3	31.8	50.8	16.5
BME-16J-21A-SS	1	25	1 5/16-12	46.0	21.5	34.9	52.1	16.5
BME-20J-22A-SS	1 1/4	32	1 5/8-12	52.3	27.5	42.9	57.2	16.5
BME-24J-30A-SS	1 1/2	38	1 7/8-12	59.2	33.0	50.8	60.7	16.5
BME-32J-40A-SS	2	50	2 1/2-12	77.7	45.0	63.5	73.4	16.5



# 37° Flared Tube Fittings >>

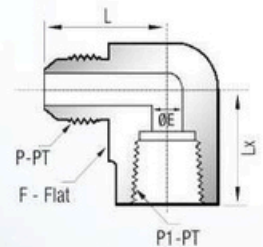
## Union Elbows - SAE 070201

Part No	Tube OD (B-BT)		Dimensions		
	inch	mm	L	E	F
BUE-2J-SS	1/8	3	19.6	1.6	11.1
BUE-3J-SS	3/16	4	21.1	3.2	11.1
BUE-4J-SS	1/4	6	22.6	4.4	12.7
BUE-5J-SS	5/16	8	24.1	6.0	14.3
BUE-6J-SS	3/8	10	26.9	7.5	14.3
BUE-8J-SS	1/2	12	31.8	9.9	20.6
BUE-10J-SS	5/8	16	36.8	12.3	20.6
BUE-12J-SS	3/4	18	42.2	15.5	27.0
BUE-14J-SS	7/8	22	45.7	18.3	31.8
BUE-16J-SS	1	25	46.0	21.5	34.9
BUE-20J-SS	1 1/4	32	52.3	27.5	42.9
BUE-24J-SS	1 1/2	38	59.2	33.0	50.8
BUE-32J-SS	2	50	77.7	45.0	63.5



## Female Elbows - SAE 070203

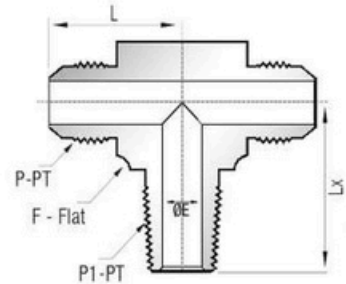
Part No	Tube OD (B-BT)		(B1-BT) NPT	Dimensions			
	inch	mm		L	E	F	Lx
BFE-2J-2N-SS	1/8	3	1/8	25.4	1.6	14.3	16.8
BFE-3J-2N-SS	3/16	4	1/8	26.2	3.2	14.3	16.8
BFE-4J-2N-SS	1/4	6	1/8	27.4	4.4	14.3	16.8
BFE-4J-4N-SS	1/4	6	1/4	30.9	4.4	20.6	22.4
BFE-5J-2N-SS	5/16	8	1/8	27.4	6.0	14.3	16.8
BFE-5J-4N-SS	5/16	8	1/4	30.9	6.0	20.6	22.4
BFE-6J-2N-SS	3/8	10	1/8	26.9	7.5	15.9	16.8
BFE-6J-4N-SS	3/8	10	1/4	31.2	7.5	20.6	22.4
BFE-6J-6N-SS	3/8	10	3/8	33.2	7.5	23.8	25.9
BFE-8J-4N-SS	1/2	12	1/4	31.6	9.9	20.6	22.4
BFE-8J-6N-SS	1/2	12	3/8	36.1	9.9	23.8	25.9
BFE-8J-8N-SS	1/2	12	1/2	36.1	9.9	27.0	31.2
BFE-10J-8N-SS	5/8	16	1/2	41.7	12.3	27.0	31.2
BFE-12J-8N-SS	3/4	18	1/2	42.1	15.5	31.8	31.2
BFE-12J-12N-SS	3/4	18	3/4	48.0	15.5	34.9	34.5
BFE-14J-12N-SS	7/8	22	3/4	47.2	18.3	34.9	36.1
BFE-16J-16N-SS	1	25	1	55.1	21.5	42.9	41.1
BFE-20J-20N-SS	1 1/4	32	1 1/4	59.2	27.5	50.8	43.2
BFE-24J-24N-SS	1 1/2	38	1 1/2	73.4	33.0	63.5	52.8
BFE-32J-32N-SS	2	50	2	83.8	45.0	63.5	60.7



# 37° Flared Tube Fittings >>

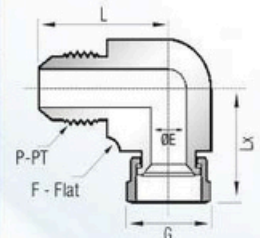
## Male Branch Tees - SAE 070425

Part No	Tube OD (B-BT)		(B1-BT) NPT	Dimensions			
	inch	mm		L	E	F	Lx
BMBT-2J-2N-SS	1/8	3	1/8	19.6	1.6	11.1	18.3
BMBT-3J-2N-SS	3/16	4	1/8	21.1	3.2	11.1	18.3
BMBT-4J-2N-SS	1/4	6	1/8	22.6	4.4	12.7	19.8
BMBT-4J-4N-SS	1/4	6	1/4	26.9	4.4	14.3	27.7
BMBT-5J-2N-SS	5/16	8	1/8	24.1	4.8	14.3	19.8
BMBT-5J-4N-SS	5/16	8	1/4	26.9	6.0	14.3	27.7
BMBT-6J-2N-SS	3/8	10	1/8	26.9	4.8	14.3	22.8
BMBT-6J-4N-SS	3/8	10	1/4	26.9	7.1	14.3	22.7
BMBT-6J-6N-SS	3/8	10	3/8	29.0	7.5	17.5	31.0
BMBT-6J-8N-SS	3/8	10	1/2	31.2	7.5	20.6	37.3
BMBT-8J-4N-SS	1/2	12	1/4	31.8	7.1	20.6	31.0
BMBT-8J-6N-SS	1/2	12	3/8	31.8	9.9	20.6	31.0
BMBT-8J-8N-SS	1/2	12	1/2	33.7	9.9	20.6	37.3
BMBT-8J-12N-SS	1/2	12	3/4	36.0	9.0	25.4	40.4
BMBT-10J-6N-SS	5/8	16	3/8	36.8	9.9	20.6	33.0
BMBT-10J-8N-SS	5/8	16	1/2	36.8	12.3	20.6	37.3
BMBT-10J-12N-SS	5/8	16	3/4	38.9	12.3	25.4	40.4
BMBT-12J-12N-SS	3/4	18	3/4	42.2	15.5	27.0	40.4
BMBT-12J-16N-SS	3/4	18	1	42.2	15.5	31.8	50.4
BMBT-14J-12N-SS	7/8	22	3/4	45.7	18.3	31.8	42.9
BMBT-16J-12N-SS	1	25	3/4	46.0	18.3	34.9	45.2
BMBT-16J-16N-SS	1	25	1	46.0	21.5	34.9	50.0
BMBT-20J-16N-SS	1 1/4	32	1	52.3	23.8	42.9	59.6
BMBT-20J-20N-SS	1 1/4	32	1 1/4	52.3	27.5	42.9	60.5
BMBT-24J-24N-SS	1 1/2	38	1 1/2	59.2	33.0	50.8	67.1
BMBT-32J-32N-SS	2	50	2	77.7	45.0	63.5	76.2



## Union Elbows -Swivel

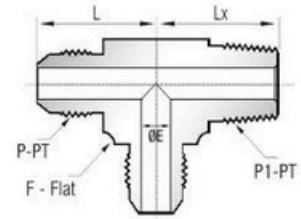
Part No	Tube OD (B-BT)		Dimensions				
	inch	mm	L	E	F	Lx	G
BUE-2J-2SWL-SS	1/8	3	19.6	1.6	11.1	24.6	11.1
BUE-2J-3SWL-SS	3/16	4	21.1	3.2	11.1	25.4	12.7
BUE-4J-4SWL-SS	1/4	6	22.6	4.4	12.7	25.4	14.3
BUE-5J-5SWL-SS	5/16	8	24.1	6.0	14.3	26.9	15.9
BUE-6J-6SWL-SS	3/8	10	26.9	7.5	14.3	31.8	17.5
BUE-8J-8SWL-SS	1/2	12	31.8	9.9	20.6	35.1	22.2
BUE-10J-10SWL-SS	5/8	16	36.8	12.3	20.6	41.1	25.4
BUE-12J-12SWL-SS	3/4	18	42.2	15.5	27.0	44.4	31.8
BUE-14J-14SWL-SS	7/8	22	45.7	18.3	31.8	45.2	34.9
BUE-16J-16SWL-SS	1	25	46.0	21.5	34.9	50.8	38.1
BUE-20J-20SWL-SS	1 1/4	32	52.3	27.5	42.9	58.7	50.8
BUE-24J-24SWL-SS	1 1/2	38	59.2	33.0	50.8	65.8	60.3
BUE-32J-32SWL-SS	2	50	77.7	45.0	63.5	85.9	73.0



# 37° Flared Tube Fittings >>

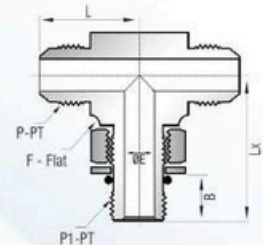
## Male Run Tees - SAE 070424

Part No	Tube OD (B-BT)		(B1-BT) NPT	Dimensions			
	inch	mm		L	E	F	Lx
BMRT-2J-2N-SS	1/8	3	1/8	19.6	1.6	11.1	18.3
BMRT-3J-2N-SS	3/16	4	1/8	21.1	3.2	11.1	18.3
BMRT-4J-2N-SS	1/4	6	1/8	22.6	4.4	12.7	19.8
BMRT-4J-4N-SS	1/4	6	1/4	26.9	4.4	14.3	27.7
BMRT-5J-2N-SS	5/16	8	1/8	24.1	4.8	14.3	19.8
BMRT-5J-4N-SS	5/16	8	1/4	26.9	6.0	14.3	27.7
BMRT-6J-2N-SS	3/8	10	1/8	26.9	4.8	14.3	22.8
BMRT-6J-4N-SS	3/8	10	1/4	26.9	7.1	14.3	22.7
BMRT-6J-6N-SS	3/8	10	3/8	29.0	7.5	17.5	31.0
BMRT-6J-8N-SS	3/8	10	1/2	31.2	7.5	20.6	37.3
BMRT-8J-4N-SS	1/2	12	1/4	31.8	7.1	20.6	31.0
BMRT-8J-6N-SS	1/2	12	3/8	31.8	9.9	20.6	31.0
BMRT-8J-8N-SS	1/2	12	1/2	33.7	9.9	20.6	37.3
BMRT-8J-12N-SS	1/2	12	3/4	36.0	9.0	25.4	40.4
BMRT-10J-6N-SS	5/8	16	3/8	36.8	9.9	20.6	33.0
BMRT-10J-8N-SS	5/8	16	1/2	36.8	12.3	20.6	37.3
BMRT-10J-12N-SS	5/8	16	3/4	38.9	12.3	25.4	40.4
BMRT-12J-12N-SS	3/4	18	3/4	42.2	15.5	27.0	40.4
BMRT-12J-16N-SS	3/4	18	1	42.2	15.5	31.8	50.4
BMRT-14J-12N-SS	7/8	22	3/4	45.7	18.3	31.8	42.9
BMRT-16J-12N-SS	1	25	3/4	46.0	18.3	34.9	45.2
BMRT-16J-16N-SS	1	25	1	46.0	21.5	34.9	50.0
BMRT-20J-16N-SS	1 1/4	32	1	52.3	23.8	42.9	59.6
BMRT-20J-20N-SS	1 1/4	32	1 1/4	52.3	27.5	42.9	60.5
BMRT-24J-24N-SS	1 1/2	38	1 1/2	59.2	33.0	50.8	67.1
BMRT-32J-32N-SS	2	50	2	77.7	45.0	63.5	76.2



## Adjustable Male Branch Tees - SAE 070429

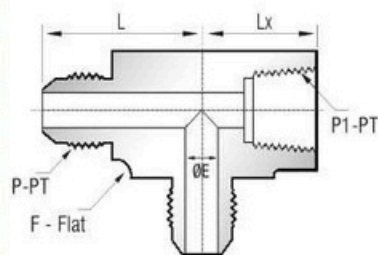
Part No	Tube OD (B-BT)		(B1-BT) SAE/MS	Dimensions				
	inch	mm		L	E	F	Lx	B
BMBT-2J-5A-SS	1/8	3	5/16-24	19.6	1.6	11.1	23.9	8.4
BMBT-3J-6A-SS	3/16	4	3/8-24	21.1	3.2	11.1	23.9	8.4
BMBT-4J-7A-SS	1/4	6	7/16-20	22.6	4.4	12.7	26.2	9.8
BMBT-5J-8A-SS	5/16	8	1/2-20	24.1	6.0	14.3	28.7	9.8
BMBT-6J-9A-SS	3/8	10	9/16-18	26.9	7.5	15.9	31.8	11.0
BMBT-8J-12A-SS	1/2	12	3/4-16	31.8	9.9	20.6	36.8	12.5
BMBT-10J-14A-SS	5/8	16	7/8-14	36.8	12.3	23.8	43.2	14.2
BMBT-12J-17A-SS	3/4	18	1 1/16-12	42.2	15.5	28.6	49.3	16.5
BMBT-14J-19A-SS	7/8	22	1 3/16-12	45.7	18.3	31.8	50.8	16.5
BMBT-16J-21A-SS	1	25	1 5/16-12	46.0	21.5	34.9	52.1	16.5
BMBT-20J-22A-SS	1 1/4	32	1 5/8-12	52.3	27.5	42.9	57.2	16.5
BMBT-24J-30A-SS	1 1/2	38	1 7/8-12	59.2	33.0	50.8	60.7	16.5
BMBT-32J-40A-SS	2	50	2 1/2-12	77.7	45.0	63.5	73.4	16.5



## 37° Flared Tube Fittings >>

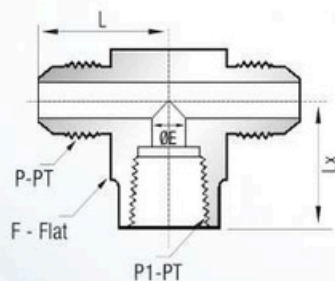
### Female Run Tees - 070426

Part No	Tube OD (B-BT)		(B1-BT) NPT	Dimensions			
	inch	mm		L	E	F	Lx
BFRT-2J-2N-SS	1/8	3	1/8	25.4	1.6	14.3	16.8
BFRT-3J-2N-SS	3/16	4	1/8	26.2	3.2	14.3	16.8
BFRT-4J-2N-SS	1/4	6	1/8	27.4	4.4	14.3	16.8
BFRT-4J-4N-SS	1/4	6	1/4	30.9	4.4	20.6	22.4
BFRT-5J-2N-SS	5/16	8	1/8	27.4	6.0	14.3	16.8
BFRT-5J-4N-SS	5/16	8	1/4	30.9	6.0	20.6	22.4
BFRT-6J-2N-SS	3/8	10	1/8	26.9	7.5	15.9	16.8
BFRT-6J-4N-SS	3/8	10	1/4	31.2	7.5	20.6	22.4
BFRT-6J-6N-SS	3/8	10	3/8	33.2	7.5	23.8	25.9
BFRT-8J-4N-SS	1/2	12	1/4	31.6	9.9	20.6	22.4
BFRT-8J-6N-SS	1/2	12	3/8	36.1	9.9	23.8	25.9
BFRT-8J-8N-SS	1/2	12	1/2	36.1	9.9	27.0	31.2
BFRT-10J-8N-SS	5/8	16	1/2	41.7	12.3	27.0	31.2
BFRT-12J-8N-SS	3/4	18	1/2	42.1	15.5	31.8	31.2
BFRT-12J-12N-SS	3/4	18	3/4	48.0	15.5	34.9	34.5
BFRT-14J-12N-SS	7/8	22	3/4	47.2	18.3	34.9	36.1
BFRT-16J-16N-SS	1	25	1	55.1	21.5	42.9	41.1
BFRT-20J-20N-SS	1 1/4	32	1 1/4	59.2	27.5	50.8	43.2
BFRT-24J-24N-SS	1 1/2	38	1 1/2	73.4	33.0	63.5	52.8
BFRT-32J-32N-SS	2	50	2	83.8	45.0	63.5	60.7



### Female Branch Tees - 070427

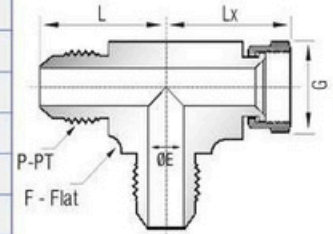
Part No	Tube OD (B-BT)		(B1-BT) NPT	Dimensions			
	inch	mm		L	E	F	Lx
BFBT-2J-2N-SS	1/8	3	1/8	25.4	1.6	14.3	16.8
BFBT-3J-2N-SS	3/16	4	1/8	26.2	3.2	14.3	16.8
BFBT-4J-2N-SS	1/4	6	1/8	27.4	4.4	14.3	16.8
BFBT-4J-4N-SS	1/4	6	1/4	30.9	4.4	20.6	22.4
BFBT-5J-2N-SS	5/16	8	1/8	27.4	6.0	14.3	16.8
BFBT-5J-4N-SS	5/16	8	1/4	30.9	6.0	20.6	22.4
BFBT-6J-2N-SS	3/8	10	1/8	26.9	7.5	15.9	16.8
BFBT-6J-4N-SS	3/8	10	1/4	31.2	7.5	20.6	22.4
BFBT-6J-6N-SS	3/8	10	3/8	33.2	7.5	23.8	25.9
BFBT-8J-4N-SS	1/2	12	1/4	31.6	9.9	20.6	22.4
BFBT-8J-6N-SS	1/2	12	3/8	36.1	9.9	23.8	25.9
BFBT-8J-8N-SS	1/2	12	1/2	36.1	9.9	27.0	31.2
BFBT-10J-8N-SS	5/8	16	1/2	41.7	12.3	27.0	31.2
BFBT-12J-8N-SS	3/4	18	1/2	42.1	15.5	31.8	31.2
BFBT-12J-12N-SS	3/4	18	3/4	48.0	15.5	34.9	34.5
BFBT-14J-12N-SS	7/8	22	3/4	47.2	18.3	34.9	36.1
BFBT-16J-16N-SS	1	25	1	55.1	21.5	42.9	41.1
BFBT-20J-20N-SS	1 1/4	32	1 1/4	59.2	27.5	50.8	43.2
BFBT-24J-24N-SS	1 1/2	38	1 1/2	73.4	33.0	63.5	52.8
BFBT-32J-32N-SS	2	50	2	83.8	45.0	63.5	60.7



## 37° Flared Tube Fittings >>

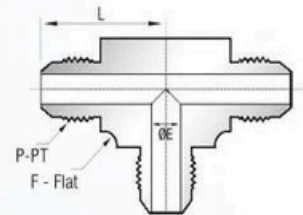
### Swivel Run Tees - SAE 070432

Part No	Tube OD (B-BT)		Dimensions				
	inch	mm	L	E	F	Lx	G
BSRT-2J-2SWL-SS	1/8	3	19.6	1.6	11.1	24.6	11.1
BSRT-3J-3SWL-SS	3/16	4	21.1	3.2	11.1	25.4	12.7
BSRT-4J-4SWL-SS	1/4	6	22.6	4.4	12.7	25.4	14.3
BSRT-5J-5SWL-SS	5/16	6	24.1	6.0	14.3	26.9	15.9
BSRT-6J-6SWL-SS	3/8	10	26.9	7.5	15.9	31.8	17.5
BSRT-8J-8SWL-SS	1/2	12	31.8	9.9	20.6	35.1	22.2
BSRT-10J-10SWL-SS	5/8	16	36.8	12.3	23.8	41.1	25.4
BSRT-12J-12SWL-SS	3/4	18	42.2	15.5	27.0	44.4	31.8
BSRT-14J-14SWL-SS	7/8	22	45.7	18.3	31.8	45.2	34.9
BSRT-16J-16SWL-SS	1	25	46.0	21.5	34.9	50.8	38.1
BSRT-20J-20SWL-SS	1 1/4	32	52.3	27.5	42.9	58.7	50.8
BSRT-24J-24SWL-SS	1 1/2	38	59.2	33.0	50.8	65.8	60.3
BSRT-32J-32SWL-SS	2	50	77.7	45.0	63.5	85.9	73.0



### Union Tees - SAE 070401

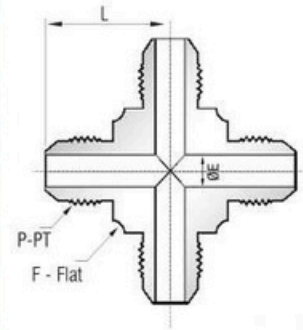
Part No	Tube OD (B-BT)		Dimensions		
	inch	mm	L	E	F
BUT-2J-SS	1/8	3	19.6	1.6	11.1
BUT-3J-SS	3/16	4	21.1	3.2	11.1
BUT-4J-SS	1/4	6	22.6	4.4	12.7
BUT-5J-SS	5/16	8	24.1	6.0	14.3
BUT-6J-SS	3/8	10	26.9	7.5	14.3
BUT-8J-SS	1/2	12	31.8	9.9	20.6
BUT-10J-SS	5/8	16	36.8	12.3	20.6
BUT-12J-SS	3/4	18	42.2	15.5	27.0
BUT-14J-SS	7/8	22	45.7	18.3	31.8
BUT-16J-SS	1	25	46.0	21.5	34.9
BUT-20J-SS	1 1/4	32	52.3	27.5	42.9
BUT-24J-SS	1 1/2	38	59.2	33.0	50.8
BUT-32J-SS	2	50	77.7	45.0	63.5



## 37° Flared Tube Fittings >>

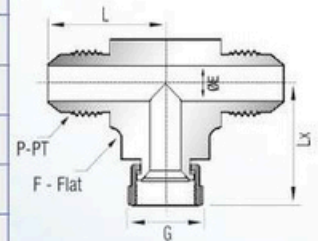
### Union Cross - SAE 070501

Part No	Tube OD (B-BT) Flare		Dimensions		
	inch	mm	L	E	F
BUC-2J-SS	1/8	3	19.6	1.6	11.1
BUC-3J-SS	3/16	4	21.1	3.2	11.1
BUC-4J-SS	1/4	6	22.6	4.4	12.7
BUC-5J-SS	5/16	8	24.1	6.0	14.3
BUC-6J-SS	3/8	10	26.9	7.5	14.3
BUC-8J-SS	1/2	12	31.8	9.9	20.6
BUC-10J-SS	5/8	16	36.8	12.3	20.6
BUC-12J-SS	3/4	18	42.2	15.5	27.0
BUC-14J-SS	7/8	22	45.7	18.3	31.8
BUC-16J-SS	1	25	46.0	21.5	34.9
BUC-20J-SS	1 1/4	32	52.3	27.5	42.9
BUC-24J-SS	1 1/2	38	59.2	33.0	50.8
BUC-32J-SS	2	50	77.7	45.0	63.5



### Swivel Branch Tees - 070433

Part No	Tube OD (B-BT)		Dimensions				
	inch	mm	L	E	F	Lx	G
BSBT-2J-2SWL-SS	1/8	3	19.6	1.6	11.1	24.6	11.1
BSBT-3J-3SWL-SS	3/16	4	21.1	3.2	11.1	25.4	12.7
BSBT-4J-4SWL-SS	1/4	6	22.6	4.4	12.7	25.4	14.3
BSBT-5J-5SWL-SS	5/16	8	24.1	6.0	14.3	26.9	15.9
BSBT-6J-6SWL-SS	3/8	10	26.9	7.5	15.9	31.8	17.5
BSBT-8J-8SWL-SS	1/2	12	31.8	9.9	20.6	35.1	22.2
BSBT-10J-10SWL-SS	5/8	16	36.8	12.3	23.8	41.1	25.4
BSBT-12J-12SWL-SS	3/4	18	42.2	15.5	27.0	44.4	31.8
BSBT-14J-14SWL-SS	7/8	22	45.7	18.3	31.8	45.2	34.9
BSBT-16J-16SWL-SS	1	25	46.0	21.5	34.9	50.8	38.1
BSBT-20J-20SWL-SS	1 1/4	32	52.3	27.5	42.9	58.7	50.8
BSBT-24J-24SWL-SS	1 1/2	38	59.2	33.0	50.8	65.8	60.3
BSBT-32J-32SWL-SS	2	50	77.7	45.0	63.5	85.9	73.0



# Products



**Flange Adapter**



**Pipe Fitting**



**Flare Fitting**



**Valve Manifold**



**Thermowells**



**Check Valve**



**Tube Fitting**



**Needle Valve**



**Weld Fitting**



**Swivel Adapter**



**High Pressure**



**Gauge Root**



## **BE-LOK INSTRUMENT FITTING INC**

**Corporate Address: #404, Block-B, Rashmi Growth Hub-2,**

**Opp. Vishala-111, Odhav-Vastral Ring Road, Odhav,**

**Ahmedabad (382415), Gujarat, India**

**Tel: +91-9785579843**

**+91-9156629351**

**Email: [sales@be-lok.com](mailto:sales@be-lok.com), [info@be-lok.com](mailto:info@be-lok.com)**

**Website: [www.be-lok.com](http://www.be-lok.com)**